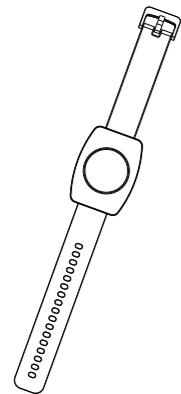


料号: SW1A7457EB010

名称: W1 手表说明书 中性英文说明书,

1材质: 25G铜版纸印刷,

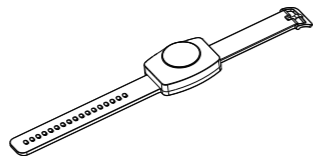
尺寸: 80*80mm



INSTRUCTIONS
W1 SERIES KINETIC SWITCH

Product Description

The W1 series switch is a push button style kinetic switch that uses micro-energy acquisition technology without a battery. Can pair with controllers to work. If it is paired with a dimming controller, you can keep press to dim lights. It is widely used in medical and pension industries



Product Parameters

Product Series: W1 Series
Number of keys: 1 Key
Working Frequency: 433MHz
Waterproof Level: IP67
Executive Standard: Q/EBL01-2018
How to use: Pairing with Wireless Receiving Controller

Switch Type: Push button
Power Mode: Self-powered(No battery)
Working Temperature: -20°C~+50°C
Control Distance: 80m (outdoor) 25m (indoor)

Note: The effective distance data is measured by Lab and it will vary due to the changes of the environment in the actual use.

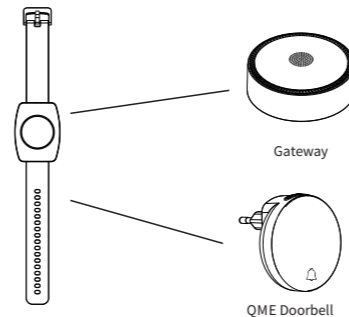
Wearing method

Put the W1 "watch" on the wrist of the elderly or children in need, press the following way, turn the red button of the watch upward, and then buckle the "watch" band, pay attention to the "watch" band should not be too tight.



Pair with the controller

The W1 series switches need to be paired with the RF doorbell/gateway. The typical pairing method is to press and hold the "pairing key" of doorbell/gateway for about 3 seconds, let go when the indicator light flashes, and then press the button of W1 switch once (do not press quickly or continuously). The indicator light goes off, which means that the pairing is successful. After the pairing is successful, single press the switch button, The receiver sounded an alarm



Troubleshooting

After pairing is successful, pressing the switch button but no respond. Remedy: Press and hold the "Pairing Key" on the RF doorbell for about 10 seconds. The indicator light flashes, until it goes out, then pair it again. (Press only one time during pairing, and do not press the switch many times quickly)

Other instructions

① W1 series switch is waterproof switch. Protection class is IP67. It can only prevent the damage of switch from water spray in the daily life. Don't install the switch underwater or submerge it under water for long time.

② The button of the switch can be paired with multiple controllers to form one-to-multiple controls. If you want to use the main control and the distance is long, it is suggested to use directional pairing.

**CERTIFICATE
INSPECTED**